


408mx [7/25/2015]

Overall
Race 11 - 30/38 Beg

408 MX Park 1.500 Km



Pos	No.	Name	Class	Total points	R1.	R2.	R3.
+30 Beg							
1	922s	Steffanie Dickson	+30 Beg	3	1	1	1
2	211b	Anhelika Anderson	+30 Beg	6	2	2	2
3	186b	Sammy Barker	+30 Beg	10	3	3	4
4	138b	Chris Suttles	+30 Beg	13	6	4	3
+38 Beg							
1	427B	Bishlam Bullock	+38 Beg	4	1	2	1
2	598B	Shanon Hunt	+38 Beg	5	2	1	2
3	P	Kevin Pate (EVALS)	+38 Beg	297	99	99	99
4	471B	Jeff Stephens (evalb)	+38 Beg	99	99	--	--

Chief of Timing & Scoring

Race Director

Orbits

www.mylaps.com

Licensed to: Sierra OTHG

Overall

408 MX Park 1.500 Km


Race 8 - Women A & B

Pos	No.	Name	Class	Total points	R1.	R2.	R3.
Women A							
1	67b	Dee Jay	Women A	3	1	1	1
2	410b	Lynn Velez	Women A	6	2	2	2
3	132b	Kimie Raymond	Women A	297	99	99	99
Women B							
1	88b	Megan Jacobs	Women B	3	1	1	1
2	169b	Charlene Spoor	Women B	9	2	4	3
3	217s	Coleen Dwyer	Women B	10	3	2	5
4	34s	Tammy Horner	Women B	11	4	5	2
5	79b	Brenda Petuya	Women B	13	6	3	4
6	163b	Camie Allred	Women B	17	5	6	6
7	518B	April Montello	Women B	21	7	7	7
8	201b	Cathie Marlow	Women B	25	9	8	8
9	428b	Shannon Tamayo	Women B	26	8	9	9
10	L	Theresa Stephens (Eval-B)	Women B	297	99	99	99

408mx [7/25/2015]

Overall
Race 7 - 30/38 Int

408 MX Park 1.500 Km



Pos	No.	Name	Class	Total points	R1.	R2.	R3.
+30 Int							
1	325B	Justin Berkenstock	+30 Int	3	1	1	1
2	152b	Rob Turman	+30 Int	7	2	2	3
3	963b	Chris Veach	+30 Int	11	4	3	4
4	817B	Jon Lindberg	+30 Int	12	5	5	2
5	689b	Chris Wallace	+30 Int	18	6	6	6
6	199B	Jordan Sheldon	+30 Int	19	8	4	7
7	268s	Garrett Sparks	+30 Int	19	3	8	8
8	310s	Greg Pimentel	+30 Int	21	7	9	5
9	615s	Justin Perry	+30 Int	115	9	7	99
+38 Int							
1	777b	Joseph Jacobs	+38 Int	3	1	1	1
2	384b	Raul Deleon	+38 Int	9	4	3	2
3	200s	Chris Weathersbee	+38 Int	11	6	2	3
4	35B	Jerry De Baca	+38 Int	13	3	5	5
5	950B	Kelly Maack	+38 Int	15	2	9	4
6	46b	Eric Allred	+38 Int	18	7	4	7
7	174b	Kenn Kibby	+38 Int	20	8	6	6
8	202b	Dan Marlow	+38 Int	25	5	12	8
9	96b	Craig Donohue	+38 Int	115	9	7	99
10	909b	Richard Perry	+38 Int	117	10	8	99
11	x	Chris Platero (EVALb)	+38 Int	198	--	99	99

Chief of Timing & Scoring

Race Director

Orbits


www.mylaps.com

Licensed to: Sierra OTHG

408mx [7/25/2015]

Overall
Race 9 - 30/38 Novice

408 MX Park 1.500 Km



Pos	No.	Name	Class	Total points	R1.	R2.	R3.
+30 Nov							
1	717b	Brandon Fink	+30 Nov	5	2	2	1
2	241b	Christian Holman	+30 Nov	6	3	1	2
3	1s	Lisa Glynn	+30 Nov	13	6	4	3
4	520b	Alex Pavan	+30 Nov	13	4	3	6
5	526b	Michael Navarro	+30 Nov	18	5	9	4
6	183b	Missie Dutton	+30 Nov	19	8	6	5
7	700b	Brian Hill	+30 Nov	105	1	5	99
8	258b	Dan Green	+30 Nov	205	7	99	99
+38 Nov							
1	257b	Jason Ferre	+38 Nov	3	1	1	1
2	819s	Geoff Osterman	+38 Nov	11	3	5	3
3	713b	Paul Rymarz	+38 Nov	12	4	4	4
4	72b	Ben Jay	+38 Nov	12	2	2	8
5	442b	TJ Barker	+38 Nov	14	9	3	2
6	484b	Edward McIlree	+38 Nov	17	5	6	6
7	376s	Bruce Mayhood	+38 Nov	22	6	11	5
8	628b	Dennis London	+38 Nov	25	11	7	7
9	696S	Ernest Serrano	+38 Nov	26	7	10	9
10	3b	Paige Marciel	+38 Nov	27	8	8	11
11	13b	Robert Haaverson	+38 Nov	29	10	9	10
12	471B	Jeff Stephens (evalb)	+38 Nov	198	--	99	99
13	x	Chris Platero (EVALb)	+38 Nov	99	99	--	--

Chief of Timing & Scoring

Orbits

Race Director


www.mylaps.com

Licensed to: Sierra OTHG

408mx [7/25/2015]

Overall
Race 10 - 30/38/45 Exp

408 MX Park 1.500 Km



Pos	No.	Name	Class	Total points	R1.	R2.	R3.
+30 Exp							
1	120b	Chelsea Welch	+30 Exp	3	1	1	1
2	321s	Walker Martin	+30 Exp	6	2	2	2
3	427s	Jason Augustson	+30 Exp	10	3	4	3
4	514b	Eric Rollin	+30 Exp	13	4	3	6
+38 Exp							
1	244s	Jason Garcia	+38 Exp	4	1	1	2
2	88s	Drew Dickson	+38 Exp	7	3	3	1
3	102b	Ryan Ford	+38 Exp	7	2	2	3
4	29b	Jeff Whitaker	+38 Exp	13	4	5	4
5	999s	Robert Callahan	+38 Exp	15	5	4	6
6	152	Scott Lacrosse	+38 Exp	17	6	6	5
+45 Exp							
1	37s	Robert Austin	+45 Exp	6	3	2	1
2	440b	Mike Witt	+45 Exp	6	1	3	2
3	56b	Joey Ruiz	+45 Exp	8	2	1	5
4	1B	Eugene Spoor	+45 Exp	12	4	5	3
5	205s	Brent Workman	+45 Exp	13	5	4	4
6	151b	Lynn Anderson	+45 Exp	297	99	99	99
7	103b	Jeffrey Molina	+45 Exp	198	--	99	99

Chief of Timing & Scoring

Race Director


Orbits

www.mylaps.com
Licensed to: Sierra OTHG

408mx [7/25/2015]

Overall
Race 3 - All Masters

408 MX Park 1.500 Km



Pos	No.	Name	Class	Total points	R1.	R2.	R3.
+30 Master							
1	72b	Ronnie Raymond	+30 Master	6	3	2	1
2	459b	Henry Korellis	+30 Master	7	2	3	2
3	180b	Billy Jurevich	+30 Master	101	1	1	99
+45 Master							
1	5s	Troy Cardiel	+45 Master	3	1	1	1
2	100s	Aaron Mattson	+45 Master	6	2	2	2

Chief of Timing & Scoring

Race Director

Orbits

www.mylaps.com
Licensed to: Sierra OTHG

408mx [7/25/2015]

Overall

408 MX Park 1.500 Km

Race 5 - 45 Novice

Pos	No.	Name	Class	Total points	R1.	R2.	R3.
1	94b	Rex Tener	+45 Nov	4	1	1	2
2	831b	Mike English	+45 Nov	5	2	2	1
3	639b	James Hendricks	+45 Nov	9	3	3	3
4	89b	Steve Deluna	+45 Nov	13	4	5	4
5	52s	Sean Donahue	+45 Nov	16	7	4	5
6	99b	Jason Vasilakos	+45 Nov	20	6	8	6
7	300b	Ron Easley	+45 Nov	20	5	7	8
8	76s	Todd Sauls	+45 Nov	21	8	6	7
9	81b	Sean Anderson	+45 Nov	30	11	9	10
10	60s	Eric Kuasager	+45 Nov	31	9	13	9
11	677s	Chris Collett	+45 Nov	31	10	10	11

Chief of Timing & Scoring

Race Director

Orbits


www.mylaps.com

Licensed to: Sierra OTHG

408mx [7/25/2015]

Overall
Race 2 - 45/52 Beg

408 MX Park 1.500 Km




Pos	No.	Name	Class	Total points	R1.	R2.	R3.
<hr/>							
+45 Beg							
1	136s	Monte Hand	+45 Beg	5	1	2	2
2	318b	Zach Sohns	+45 Beg	7	5	1	1
3	50b	Terry Page	+45 Beg	10	2	4	4
4	241s	Curtis Weathersbee	+45 Beg	12	6	3	3
5	868s	Blake Johnson	+45 Beg	13	3	5	5
6	998s	Fred Blagini	+45 Beg	16	4	6	6
7	666b	Dominic Lawrence	+45 Beg	115	9	7	99
<hr/>							
+52 Beg							
1	951b	Dan Maack	+52 Beg	101	1	1	99
2	513s	Charlie Baldwin	+52 Beg	103	2	2	99
3	784b	Bill Slicz (EVAL-B)	+52 Beg	297	99	99	99

408mx [7/25/2015]

Overall
Race 6 - 45/52/58 Int

408 MX Park 1.500 Km



Pos	No.	Name	Class	Total points	R1.	R2.	R3.
+45 Int							
1	55s	Randy Jones	+45 Int	3	1	1	1
2	357s	John Barsell	+45 Int	9	4	2	3
3	92b	Mike Muzio	+45 Int	9	2	3	4
4	70b	John Benson	+45 Int	10	3	5	2
5	727s	Rob Muehleisen	+45 Int	14	5	4	5
6	671b	Darren Tamayo	+45 Int	19	6	7	6
7	593s	Anthony Guebara	+45 Int	22	7	6	9
8	103b	Jeffrey Molina (EVALb)	+45 Int	99	99	--	--
+52 Int							
1	80s	Joe Lozowski	+52 Int	6	2	2	2
2	915s	Chris Skillman	+52 Int	8	6	1	1
3	78s	James Skelly	+52 Int	9	1	3	5
4	34b	Jev Velez	+52 Int	11	4	4	3
5	87b	Mike Montello	+52 Int	14	5	5	4
6	656b	Duane Joice	+52 Int	19	7	6	6
7	290b	Tim Crossfield	+52 Int	22	8	7	7
8	155b	Michael Guiso	+52 Int	201	3	99	99
+58 Int							
1	121s	Jim Collins	+58 Int	3	1	1	1
2	62b	Ed Sherman	+58 Int	7	3	2	2
3	417s	Garry Castillo	+58 Int	8	2	3	3
4	820b	Mark Stirling	+58 Int	12	4	4	4

Chief of Timing & Scoring

Race Director

Orbits


www.mylaps.com

Licensed to: Sierra OTHG

408mx [7/25/2015]

Overall 408 MX Park 1.500 Km

Race 1 52/58 Expert 58 Master



Pos	No.	Name	Class	Total points	R1.	R2.	R3.
+52 Exp							
1	338B	Mark Rivard	+52 Exp	3	1	1	1
2	74b	Joe Madison	+52 Exp	6	2	2	2
3	34s	Ron Horner	+52 Exp	12	4	5	3
4	119s	Michael Petrunt	+52 Exp	16	3	9	4
5	404s	Dave Mazingo	+52 Exp	18	10	3	5
6	757b	Eric Watt	+52 Exp	21	5	6	10
7	223b	Greg Kamholz	+52 Exp	22	7	4	11
8	111b	Gary Plaatje	+52 Exp	23	8	8	7
9	996b	Chris Stille	+52 Exp	24	11	7	6
10	236s	Richard Smith	+52 Exp	25	6	11	8
11	355b	James Zack	+52 Exp	28	9	10	9
+58 Expert							
1	54b	Tim Alarcon	+58 Expert	5	1	1	3
2	26b	Mike Subocz	+58 Expert	6	2	2	2
3	122b	John Traverso	+58 Expert	7	3	3	1
+58 Master							
1	267b	Allen Whipple	+58 Master	3	1	1	1

Chief of Timing & Scoring

Race Director

Orbits


www.mylaps.com

Licensed to: Sierra OTHG

408mx [7/25/2015]

Overall
Race 4 - 52/58 Novice

408 MX Park 1.500 Km



Pos	No.	Name	Class	Total points	R1.	R2.	R3.
+52 Nov							
1	416s	Kevin Wilkinson	+52 Nov	3	1	1	1
2	513s	Charlie Baldwin	+52 Nov	7	3	2	2
3	375s	Richard Van Dyk	+52 Nov	9	2	4	3
4	257s	Mike Sommer	+52 Nov	17	7	5	5
5	164B	Richard Petuya	+52 Nov	17	4	7	6
6	219b	Scott Douglas	+52 Nov	22	6	9	7
7	144b	David Hobart	+52 Nov	22	8	6	8
8	143s	Scott Young	+52 Nov	24	17	3	4
9	535s	Guy Eatchel	+52 Nov	24	5	8	11
10	441b	Lee Becker	+52 Nov	30	11	10	9
11	827b	Vince Fausone	+52 Nov	33	9	14	10
12	452b	Thomas Davis	+52 Nov	37	12	13	12
13	185b	Mark Lambert	+52 Nov	38	13	12	13
14	521S	Don Martin	+52 Nov	43	14	15	14
15	245s	Dan Duarte	+52 Nov	120	10	11	99
16	J	Charles Wallace (EVAL-B)	+52 Nov	297	99	99	99
17	T	Mark Andrews (EVALb)	+52 Nov	297	99	99	99

+58 Novice							
1	81s	Steve Machado	+58 Novice	4	1	1	2
2	812b	Neil Wander	+58 Novice	5	2	2	1
3	557s	David Drake	+58 Novice	10	3	4	3
4	651s	Chuck Nerviani	+58 Novice	13	5	3	5
5	525b	Jim Jensen	+58 Novice	17	6	5	6
6	719b	Michael Nitkin	+58 Novice	20	7	6	7
7	128s	Russ Greenfield	+58 Novice	23	8	7	8
8	193b	Jim Zack	+58 Novice	107	4	99	4