

## Argyll MX

## OVERALL

Argyll MX 1.000 Miles

## Race 1 - 30 &amp; 38 Beg



Pos	No.	Name	Class	Total points	R1.	R2.
<b>+30 Beg</b>						
1	231s	Jim Cashen	+30 Beg	2	1	1
2	715s	Brenna Singh	+30 Beg	4	2	2
3	995s	John Richardson	+30 Beg	6	3	3
4	19E	Eric Ulrich (EVAL-S)	+30 Beg	198	99	99
5	D	Jerrad Johnson (EVAL-B)	+30 Beg	99	--	99
<b>+38 Beg</b>						
1	427B	Bishlam Bullock	+38 Beg	2	1	1
2	227s	Rich Harrington	+38 Beg	4	2	2
3	970s	Sean Allen	+38 Beg	6	3	3

Chief of Timing &amp; Scoring

Orbits

Race Director

www.mylaps.com

Licensed to: Sierra OTHG

## Argyll MX

OVERALL

Argyll MX 1.000 Miles

Race 2 - 45 Nov



Pos	No.	Name	Class	Total points	R1.	R2.
+45 Nov						
1	94b	Rex Tener	+45 Nov	3	2	1
2	639b	James Hendricks	+45 Nov	6	1	5
3	727B	Kenny Spencer	+45 Nov	7	5	2
4	52s	Sean Donahue	+45 Nov	7	4	3
5	60s	Eric Kvasegr	+45 Nov	7	3	4
6	89b	Steve Deluna	+45 Nov	12	6	6
7	300b	Ron Easley	+45 Nov	14	7	7
8	76s	Todd Sauls	+45 Nov	16	8	8
9	139s	Michael Thomas	+45 Nov	18	9	9

Chief of Timing &amp; Scoring

Race Director

Orbits

www.mylaps.com

Licensed to: Sierra OTHG

## Argyll MX

## OVERALL

Argyll MX 1.000 Miles

## Race 3 - 30 &amp; 38 Nov



Pos	No.	Name	Class	Total points	R1.	R2.
<b>+30 Beg</b>						
1	555	Brett Mason (EVAL-B)	+30 Beg	99	99	--
<b>+30 Nov</b>						
1	158b	Jesse Fusco	+30 Nov	4	3	1
2	717b	Brandon Fink	+30 Nov	4	2	2
3	241b	Christian Holman	+30 Nov	5	1	4
4	444s	Rick Ortiz	+30 Nov	8	5	3
5	258b	Dan Green	+30 Nov	9	4	5
6	100b	James Lemmer	+30 Nov	13	7	6
7	520b	Alex Pavan	+30 Nov	13	6	7
8	526b	Michael Navarro	+30 Nov	16	8	8
9	225s	Andrew Jones	+30 Nov	18	9	9
10	G	Jesse Jone (EVAL-B)	+30 Nov	198	99	99
11	587s	Andrew Schmierng (EVAL-S)	+30 Nov	198	99	99
12	555	Brett Mason (EVAL-B)	+30 Nov	99	--	99
13	D	Jerrad Johnson (EVAL-B)	+30 Nov	99	99	--
<b>+38 Nov</b>						
1	257b	Jason Ferre	+38 Nov	2	1	1
2	13b	Robert Haaverson	+38 Nov	6	2	4
3	324s	Brian Miller	+38 Nov	7	5	2
4	72b	Ben Jay	+38 Nov	7	4	3
5	159b	Alfredo Aguilera	+38 Nov	8	3	5
6	215s	Kevin Pate	+38 Nov	12	6	6
7	627s	Robert Cervantes	+38 Nov	14	7	7
8	484b	Edward McIlree	+38 Nov	17	9	8
9	3b	Paige Marciel	+38 Nov	17	8	9
10	156s	Mark Price	+38 Nov	20	10	10
11	719s	Dennis Matthews	+38 Nov	22	11	11

Chief of Timing &amp; Scoring

Orbits

Race Director

www.mylaps.com


Licensed to: Sierra OTHG

## Argyll MX

## OVERALL

Argyll MX 1.000 Miles

## Race 4 - 30 &amp; 38 &amp; 45 Expert



Pos	No.	Name	Class	Total points	R1.	R2.
<b>+30 Exp</b>						
1	427s	Jason Augustson	+30 Exp	3	2	1
2	321s	Walker Martin	+30 Exp	5	3	2
3	59s	Garrett Law	+30 Exp	5	1	4
4	610s	Nick Vanatta	+30 Exp	7	4	3
<b>+38 Exp</b>						
1	244s	Jason Garcia	+38 Exp	2	1	1
2	29b	Jeff Whitaker	+38 Exp	4	2	2
<b>+45 Exp</b>						
1	300s	Eric Tyler	+45 Exp	4	3	1
2	37s	Robert Austin	+45 Exp	4	2	2
3	701B	Jeffrey Molina	+45 Exp	4	1	3
4	1B	Eugene Spoor	+45 Exp	8	4	4
5	205s	Brent Workman	+45 Exp	10	5	5
6	26e	Brad Peters (EVAL-S)	+45 Exp	99	--	99
7	30e	Dan O'Keefe (Eval-S)	+45 Exp	99	--	99

Chief of Timing &amp; Scoring

Race Director

Orbits

www.mylaps.com


Licensed to: Sierra OTHG

## Argyll MX

## OVERALL

Argyll MX 1.000 Miles

## Race 5 - 45 &amp; 52 &amp; 58 Int



Pos	No.	Name	Class	Total points	R1.	R2.
<b>+45 Int</b>						
1	802s	Dennis Tedder	+45 Int	2	1	1
2	727s	Rob Muehleisen	+45 Int	4	2	2
3	70b	John Benson	+45 Int	6	3	3
4	851b	David MacDonald	+45 Int	9	5	4
5	671b	Darren Tamayo	+45 Int	9	4	5
6	400s	Scott Bruns	+45 Int	12	6	6
7	18e	James O'Connor (EVAL-B)	+45 Int	198	99	99
8	26e	Brad Peters (EVAL-S)	+45 Int	99	99	--
9	30e	Dan O'Keefe (Eval-S)	+45 Int	99	99	--
<b>+52 Int</b>						
1	528b	Mike Palladino	+52 Int	4	2	2
2	125B	Brad Jones	+52 Int	6	5	1
3	131s	Alex Chellew	+52 Int	6	3	3
4	204b	Jim Tappan	+52 Int	7	1	6
5	210s	Brad Putnam	+52 Int	8	4	4
6	80s	Joe Lozowski	+52 Int	12	7	5
7	290b	Tim Crossfield	+52 Int	16	9	7
8	707b	Brad Bergquist	+52 Int	16	8	8
9	34b	Jev Velez	+52 Int	16	6	10
10	161s	Patrick Kenney	+52 Int	19	10	9
11	656b	Duane Joice	+52 Int	110	11	99
12	17e	Bill Perkins (EVAL-S)	+52 Int	198	99	99
13	24e	Tracy Thompson (EVAL-S)	+52 Int	99	--	99
<b>+58 Int</b>						
1	417s	Garry Castillo	+58 Int	3	1	2
2	820b	Mark Stirling	+58 Int	4	3	1
3	121s	Jim Collins	+58 Int	5	2	3
4	25E	Todd Kohlmeistor (Eval-S)	+58 Int	198	99	99

Chief of Timing &amp; Scoring

Orbits

Race Director

www.mylaps.com

Licensed to: Sierra OTHG

Argyll MX

OVERALL

Argyll MX 1.000 Miles

Race 6 - 30 & 38 & 45 Master




Pos	No.	Name	Class	Total points	R1.	R2.
<b>+30 Master</b>						
1	72b	Ronnie Raymond	+30 Master	2	1	1
<b>+38 Master</b>						
1	247s	Jason Labare	+38 Master	2	1	1
<b>+45 Master</b>						
1	214s	Kevin Williams	+45 Master	2	1	1
2	5s	Troy Cardiel	+45 Master	4	2	2
3	309s	Matt Drury	+45 Master	6	3	3
4	123s	Matt Dawson	+45 Master	8	4	4

## Argyll MX

## OVERALL

Argyll MX 1.000 Miles

## Race 7 - 52 &amp; 58 Master &amp; Expert




Pos	No.	Name	Class	Total points	R1.	R2.
<b>+52 Exp</b>						
1	404s	Dave Mozingo	+52 Exp	3	2	1
2	34s	Ron Horner	+52 Exp	5	3	2
3	111b	Gary Plaatje	+52 Exp	10	7	3
4	715b	Bill Cooley	+52 Exp	11	6	5
5	355b	Jim Zack	+52 Exp	11	5	6
6	46s	Rick Cervantes	+52 Exp	11	4	7
7	461s	Gary Valentino	+52 Exp	12	8	4
8	74b	Joe Madison	+52 Exp	100	1	99
9	153b	Bill Guisto	+52 Exp	108	9	99
<b>+58 Expert</b>						
1	197g	Kevin Anderson	+58 Expert	3	2	1
2	257	Daniel Cole	+58 Expert	3	1	2
3	69s	Jim Moe	+58 Expert	6	3	3
4	800s	Steve Parker (EVAL-S)	+58 Expert	198	99	99

## Argyll MX

## OVERALL

Argyll MX 1.000 Miles

## Race 8 - Women A&amp; B



Pos	No.	Name	Class	Total points	R1.	R2.
Women A						
1	831s	Jennifer Rockenstein	Women A	2	1	1
2	4s	Linda Thomas	Women A	5	3	2
3	132b	Kimie Raymond	Women A	5	2	3
4	68b	Dee Jay	Women A	8	4	4
Women B						
1	169b	Charlene Spoor	Women B	2	1	1
2	34s	Tammy Horner	Women B	4	2	2
3	217s	Coleen Dwyer	Women B	6	3	3
4	163b	Camie Allred	Women B	8	4	4
5	79b	Brenda Petuya	Women B	10	5	5
6	428b	Shannon Tamayo	Women B	12	6	6
7	201b	Cathie Marlow	Women B	14	7	7
8	57s	Beverly Baldwin	Women B	16	8	8
9	X	Carrie Maroni (EVAL-S)	Women B	198	99	99




## Argyll MX

## OVERALL

Argyll MX 1.000 Miles

## Race 9 - 52 &amp; 58 Nov



Pos	No.	Name	Class	Total points	R1.	R2.
<b>+52 Nov</b>						
1	513s	Charlie Baldwin	+52 Nov	2	1	1
2	164B	Richard Petuya	+52 Nov	5	3	2
3	219b	Scott Douglas	+52 Nov	5	2	3
4	860b	Chuck Wallace	+52 Nov	8	4	4
5	257s	Mike Sommer	+52 Nov	10	5	5
6	484s	Kevin Gotto	+52 Nov	14	7	7
7	452b	Thomas Davis	+52 Nov	14	6	8
8	375s	Richard Van Dyk	+52 Nov	15	9	6
9	521S	Don Martin	+52 Nov	18	8	10
10	708b	Winston Tang	+52 Nov	19	10	9
11	617b	Lee Anderson (EVAL-B)	+52 Nov	198	99	99
12	15e	Ross Robertson (EVAL-S)	+52 Nov	198	99	99
13	24e	Tracy Thompson (EVAL-S)	+52 Nov	99	99	--
<b>+58 Novice</b>						
1	81s	Steve Machado	+58 Novice	2	1	1
2	120s	David Drake	+58 Novice	4	2	2
3	193b	Jim Zack	+58 Novice	7	4	3
4	812b	Neil Wander	+58 Novice	7	3	4
5	719b	Michael Nitkin	+58 Novice	10	5	5
6	525b	Jim Jensen	+58 Novice	12	6	6
7	651s	Chuck Nerviani	+58 Novice	14	7	7
8	135s	Leroy Francard	+58 Novice	16	8	8
9	128s	Russ Greenfield	+58 Novice	18	9	9

Chief of Timing &amp; Scoring

Orbits

Race Director

www.mylaps.com


Licensed to: Sierra OTHG

## Argyll MX

## OVERALL

Argyll MX 1.000 Miles

## Race 10 - 30 &amp; 38 Int



Pos	No.	Name	Class	Total points	R1.	R2.
<b>+30 Int</b>						
1	152b	Rob Turman	+30 Int	2	1	1
2	689b	Chris Wallace	+30 Int	5	3	2
3	101b	Justin Hansen	+30 Int	6	2	4
4	118b	Joe Prunckle	+30 Int	8	5	3
5	199B	Jordan Sheldon	+30 Int	9	4	5
6	615s	Justin Perry	+30 Int	12	6	6
7	142b	Julio Leon	+30 Int	106	7	99
<b>+38 Int</b>						
1	950B	Kelly Maack	+38 Int	2	1	1
2	414s	Jeff Neumann	+38 Int	6	4	2
3	174b	Kenn Kibby	+38 Int	6	3	3
4	357b	Sam Hawley	+38 Int	7	2	5
5	906s	Mike Benninghofen	+38 Int	9	5	4
6	35B	Jerry De Baca	+38 Int	12	6	6
7	46b	Eric Allred	+38 Int	14	7	7
8	133s	Marc Maroni	+38 Int	16	8	8
9	202b	Dan Marlow	+38 Int	18	9	9
10	2b	Scot Doolittle	+38 Int	20	10	10
11	324B	Kris Hicks	+38 Int	22	11	11

Chief of Timing &amp; Scoring

Orbits

Race Director

www.mylaps.com


Licensed to: Sierra OTHG

## Argyll MX

OVERALL

Argyll MX 1.000 Miles

Race 11 - 45 &amp; 52 Beg



Pos	No.	Name	Class	Total points	R1.	R2.
<b>+45 Beg</b>						
1	136s	Monte Hand	+45 Beg	2	1	1
2	22x	Harvey Mushman	+45 Beg	4	2	2
3	241s	Curtis Weathersbee	+45 Beg	6	3	3
4	827s	Sam Anderson	+45 Beg	9	5	4
5	318b	Zach Sohns	+45 Beg	9	4	5
6	868s	Blake Johnson	+45 Beg	13	7	6
7	182s	Mike Beshara	+45 Beg	14	6	8
8	556s	John Fischer	+45 Beg	15	8	7
9	50b	Terry Page	+45 Beg	18	9	9
10	998s	Fred Blagini	+45 Beg	20	10	10
11	28e	Greg McRae (EVAL-S)	+45 Beg	198	99	99
<b>+52 Beg</b>						
1	951b	Dan Maack	+52 Beg	2	1	1

Chief of Timing &amp; Scoring

Race Director

Orbits

www.mylaps.com

Licensed to: Sierra OTHG